


Convention Branding Image Gallery
[View Locations Here](#)

Level 0 (Exhibit Hall)


- Escalator Graphics
 - **LOC-EG01** – (4) double sided escalator graphics near North lobby registration in Hall A East down to exhibit hall.
 - **A&B:** 476"W x 24"H
 - **C&D:** 476"W x 26"H
 - **LOC-EG02** – (4) double sided escalator graphics near North lobby registration in Hall A West down to exhibit hall.
 - **A&B:** 476"W x 26"H
 - **C&D:** 476"W x 24"H



- Floor Graphics
 - Booth Floor Graphic – 1 booth floor graphic located near booth in exhibit hall, available in two sizes. Exact installation location by exhibitor booth requires final approval by The Endocrine Society.
 - 20'L x 6'W floor graphic
 - 10'L x 6'W floor graphic



- Stair Graphics
 - **LOC-SG01/ LOC-SG02** – (2) opportunities available. One set of stairs located near North lobby registration in Hall A East leading down into exhibit hall, and second set of stairs on opposite side in Hall A West leading down into exhibit hall. (40) Stair Graphics Total in each area, each 65"W x 6"H.
 - ***Note*** - Pair with a stair landing graphic below to complete the best overall exposure!
 - **LOC-FG01 / FG02** – (2) opportunities available, floor decal stair landing graphic, 4'W x 4'H, each located on main stairway landing that leads from North lobby registration down to exhibit hall.



Level 1 (Street Level)

- Banner/Beam Graphics**

- **L1D-B02** – 1 single sided vinyl banner located on level one on the west side of building near food court. 23'W x 4'H
- **L1B-SBB1** – 2 shuttle wall beam graphics (1 graphic on either side of beam), located on Level 1 North east side of building by shuttle drop off area. 165"W x 24"H for each graphic.
- **L1B-SBB2** – 2 shuttle wall beam graphics (1 graphic on either side of beam), located on Level 1 North east side of building by shuttle drop off area. 165"W x 24"H for each graphic.




- Column Wraps**

- **(N/A) L1B-CW19, (N/A) L1B-CW20, (N/A) L1B-CW21** – (3) opportunities available, located on level one in Northeast corner pre-function area.
 - **L1B-CW19, CW21** – 88"W x 198"H
 - **L1B-CW20** – 88"W x 125.5"H
- **(Still Available) L1C-CW01, (N/A) CW07, (N/A) CW10, (N/A) CW11, (N/A) CW14** – (5) opportunities available, located on level 1 in North Lobby near registration area.
 - **(Still Available) L1C-CW01** - 90"W x 8'H
 - **(N/A) L1C-CW07, CW10, CW11, CW14** – Each 101.5"W x 93"H
- **L1D-CW01, CW02, CW03** – (3) opportunities available, located on level one in the Northwest Corner pre-function area.
 - **L1D-CW01, CW03** – 88"W x 198"H
 - **L1D-CW02** – 88"W x 125.5"H
- **L1D-CW20-CW27** – (8) opportunities available, located on level 1 in Northwest Lobby by the food court area.
 - **L1D-CW20, CW21** - 88.5"W x 143"H
 - **L1D-CW22, CW23, CW24, CW27** - 88.5"W x 95"H
 - **L1D-CW25, CW26** - 88.5"W x 90"H



- Escalator Graphics**

- **(SOLD) L1B-EG02** – (3) single sided and (1) double sided Escalator Cling Graphics located in the Northeast Corner Pre-function area that lead up to Level 2 by The Westin Hotel connector.
 - (4) total panels - 41'-6"W x 26"H each panel
- **(SOLD) L1C-ER01 + L1C-EG01**
 - **(SOLD) L1C-ER01** – (2) escalator runner graphics located on the east side of North Lobby near registration, leading from level 1 to level 2.
 - Each escalator runner graphic includes (5) single sided panels that are each 21"W x 109"H, for a total of (10) pieces.
 - **(SOLD) L1C-EG01** – (2) sets of escalator glass cling graphics located in the North lobby on east side near registration going from Level 1 to 2.
 - (7) total double-sided panels – 501.25"W x 26"H Overall Size, (6) panels 6'-2.75"W x 26"H, (1) panel 4'-4.75"W x 26"H
- **(SOLD) L1C-ER02 + L1C-EG02** – Same as above, located on the west side of North lobby near registration.
- **L1D-EG01** – (4) double sided escalator cling graphics, located on level 1 Northwest side of building near food court leading from Level 1 to Level 2.



- **(4) Escalator Graphics Consist of 7 total panels:** (6) Panels 6'-2.75"W x 26"H, (1) panel 4'3.75"W x 26"H


- **Floor Graphics**

- **(SOLD) L1C-FG01 / FG02** – (2) opportunities available. Floor decal graphic, 16"W x 13"H, one located on West side and one on the East side at the top of each set of escalators/stairs that lead down to exhibit hall.



- **Window Clings/Wall Graphics**

- **L1C-WC01 (A2 - F2 Only)** - (6) single sided window graphics located in North Lobby near registration overlooking Hall A on the east side.
 - A2: 50"W x 108"H / B2 - E2: 59"W x 108"H / F2: 43.5"W x 108"H
- **L1C-WC02 (A2 - F2 Only)** - (6) single sided window graphics located in North Lobby near registration overlooking Hall A on the east side.
 - A2 thru F2: 59"W x 54"H
- **L1C-WC03 (A2 - F2 Only)** - (6) single sided window graphics located in North Lobby near registration overlooking Hall A on the east side.
 - A2 - F2: 59"W x 108"H
- **L1C-WC04 (A2 - D2 and I2 - L2 Only)** - (8) single sided window graphics located in North Lobby near registration overlooking center of Hall A.
 - A2 - D2: 59"W x 108"H
 - I2 - L2: 59"W x 108"H
- **L1C-WC05 (A2 - F2 Only)** - (6) single sided window graphics located in North Lobby near registration overlooking Hall A on the west side.
 - A2 - F2: 59"W x 108"H
- **L1C-WC06 (A2 - F2 Only)** - (6) single sided window graphics located in North Lobby near registration overlooking Hall A on the west side.
 - A2 thru F2: 59"W x 54"H
- **L1C-WC07 (A2 - F2 Only)** - (6) single sided window graphics located in North Lobby near registration overlooking Hall A on the west side.
 - A2: 42.5"W x 108"H / B2 - E2: 59"W x 108"H / F2: 50"W x 108"H
- **L1D-WC01** – Window graphics located on the Northwest corner lobby on north side of building. Window area can have a maximum of 20 window clings if desired. Sponsor can choose the amount of window graphics desired with a maximum of 20 total.
 - Window Graphic Size: 57.75"W x 120"H
 - Graphics cannot be a continuous image on more than 3 windows in a row.
- **L1D-WC02** – Window graphics located on the Northwest corner lobby on north side of building. Window area can have a maximum of 11 window clings if desired. Sponsor can choose the amount of window graphics desired with a maximum of 11 total.
 - Window Graphic Size: 57.75"W x 120"H
 - Graphics cannot be a continuous image on more than 3 windows in a row.
- **(N/A) L1D-WG01** - (2) wall graphics located at the entrance to the pedestrian bridge over the exhibit hall from the Northwest Lobby.
 - (2) Wall Graphics: Each 34"W x 144"H
- **(SOLD) L1D-WC03** - (2) window graphics located at the entrance to the pedestrian bridge over the exhibit hall from the Northwest Lobby.
 - (2) Window Graphics: Each 53.5"W x 141.5"H



Sponsor must provide artwork in electronic format for approval by The Endocrine Society. Sponsor will be sent confirmation of opportunity that will include specifications and deadline dates.

For more details or to create a custom package, please contact:

Rick Felperin

O: +1-856-637-3301

E: rick_felperin@afassanoco.com