

## Convention Branding Image Gallery

[View Locations Here](#)


### Banners

- **L1D-B02** – 23'W x 4'H banner located on level one on the west side of building near food court.
- **L1B-B08** – 27'W x 4'H banner located on level one on the east side of building near bridge over exhibit hall and meeting rooms 154/155.





### Column Wraps

- **L1D-CW01 / CW02 / CW03** – (3) opportunities available, located on level one on the West side of building near FedEx/meeting rooms 101-105.
  - **L1D-CW01 / CW03** – 88"W x 198"H
  - **L1D-CW02** – 88"W x 125.5"H
- **L1D-CW24 / CW25 / CW26 / CW27** – (4) opportunities available, located on level one on the West side of building near Food Court.
  - **L1D-CW24 / CW27** – 88.5"W x 95"H
  - **L1D-CW25 / CW26** – 88.5"W x 90"H
- **L1C-CW01 / L1C-CW06** – (2) opportunities available, located on level one near the north lobby near registration.
  - **L1C-CW01 / CW06** – 90"W x 8'H
- **L1B-CW19 / CW20 / CW21** – (3) opportunities available, located on level one on the East side of building on hallway to meeting rooms 150-154.
  - **L1B-CW19 / CW21** – 88"W x 198"H
  - **L1B-CW20** – 88"W x 125.5"H
- **L1B-CW01 / CW02 / CW05 / CW08** – (4) opportunities available, located on level one on the East side of building near bridge across exhibit halls and meeting rooms 154/155.
  - **L1B-CW01 / CW02 / CW05 / CW08** – 88.5"W x 95"H



### Escalators

- **LOC-EG01** – (4) double sided escalator graphics, located near lobby registration down to exhibit hall.
  - **A&B:** 476"W x 24"H
  - **C&D:** 476"W x 26"H
- **LOC-EG02** – (4) double sided escalator graphics, located near lobby registration down to exhibit hall.
  - **A&B:** 476"W x 26"H
  - **C&D:** 476"W x 24"H
- **North Lobby Escalator Packages**
  - **L1C-ER02 + L1C-EG02**
    - **L1C-E02** – (2) escalator runner graphics located on more of the west side of North Lobby near registration, leading from level 1 to level 2.
      - Each escalator runner graphic includes (5) pieces that are each 21"W x 109"H, for a total of (10) pieces.
    - **L1C-EG02** – (1) single sided escalator glass cling located on the escalator side most facing center of North Lobby.
      - (7) total panels – (6) panels 6'-2.75"W x 26"H, (1) panel 4'-4.75"W x 26"H
  - **L1C-ER01 + L1C-EG01** – Same as above, located on more east side of North lobby near registration.
- **L1D-EG01** – (4) single sided escalator graphics, located on level 1 on west side of building near food court.
  - **(4) Escalator Graphics Consist of 7 total panels:** (6) Panels 6'-2.75"W x 26"H, (1) panel 4'-3.75"W x 26"H



# APTA Combined Sections Meeting

Feb. 15-17 / Boston, MA



- **L1B-EG02** – (4) single sided escalator graphics, located on level 1 on east side of building leading from level 1 to level 2, main escalators utilized to get to level 2 for walkway connector to Westin Hotel.
  - **(4) Escalator Graphics Consist of 7 total panels:** (6) Panels 6'-2.75"W x 26"H, (1) panel 4'-3.75"W x 26"H
- **Escalator Railing Clings**
  - **L2D-RC01 (A)** – (1) escalator railing cling, 158"W x 30.5" H located on level 2 on west side of building near meeting room 207.
  - **L2B-RC01 (A)** – (1) escalator railing cling, 165.75"W x 30.5" H located on level 2 on east side of building near meeting room 255.
  - **L3-RC02 (B1 & B2)** – (2) escalator railing clings, B1 70"W x 30.5"H, C1 68.5"W X 30.5"H, located on level 3, in ballroom pre-function area.
  - **L3-RC01 (B1 & B2)** – (2) escalator railing clings, B1 & C1, 70"W x 30.5"H, located on level 3, in ballroom pre-function area near east side of building.

## Exhibit Hall Floor Graphics

Two sizes available to call attention to your booth with full-color branding on floor graphic placed near your booth.

- 20' W x 6' H
- 10' W x 6' H





## Floor Graphics

- **LOC-FG01 / FG02** – (2) opportunities available, floor decal stair landing graphic, 4'W x 4'H, each located near lobby registration in middle of stair landing, down to exhibit hall.
- **L1C-FG01 / FG02** – (2) opportunities available, floor decal stair graphic, 10'W x 6'H, each located near lobby registration at the top of the of stairs that lead down to exhibit hall.

## Stair Graphics (Includes Packages)

- **LOC-SG01/ LOC-SG02** – (40) Stair Graphics Total, 65"W x 6"H, located near lobby registration down to exhibit hall.
- **LOC-SG01 + LOC-FG01** - (40) Stair Graphics Total, 65"W x 6"H, plus (1) floor decal stair landing graphic, 4'W x 4'H, located near lobby registration down to exhibit hall.
- **LOC-SG02 + LOC-FG02** (40) Stair Graphics Total, 65"W x 6"H, plus (1) floor decal stair landing graphic, 4'W x 4'H, located near lobby registration down to exhibit hall.



## Westin Skybridge Opportunities

- **Westin Skybridge Window Clings (Level 2)** – Window clings located on Skybridge from the BCEC to Westin. Estimate 16 window clings. Inquire for exact QTY and sizing.
- **Westin Escalator Graphics (Level 2)** – (4) single sided escalator graphics, located on escalator connecting BCEC Skybridge to Westin.

# APTA Combined Sections Meeting

Feb. 15-17 / Boston, MA



## Window Clings

- **L1B-WC03 / WC04** – (2) opportunities available, located on level one on the east side of building at entrance to bridge that goes over the Exhibit Hall.
  - **L1B-WC03 / WC04** – 225”W x 142”H
- **L2B-WC03 / L2D-WC03** – (1) window cling, 56”W x 122” H, located on level 2 on either the east or west side of building in lounge/seating areas. **\*Note\*** - This is priced for (1) window cling only, opportunity to do multiple window clings in each space, or create custom lounge opportunity. Call for pricing.



**APTA reserves the right to revise any aspect of this sponsorship to preserve the integrity and professional atmosphere of the meeting.**

**For more details and pricing, please contact:**

Meredith Turner

O: +1-856-302-0882

E: [meredith\\_turner@AFassanoCo.com](mailto:meredith_turner@AFassanoCo.com)